

SENSIBLE

design Mauro Bellei



immagine scala 1:1

full-scale image

image à l'échelle 1:1


Bild im Maßstab 1:1


imágenes en escala 1:1

Изображение в масштабе 1:1

afbeelding op schaal 1:1

图片比例 1:1





SENSIBLE



La superficie Sign ha due distinte letture percettive: semplicemente cambiando il punto di vista si può osservare l'evidenziazione della texture o il suo annullamento, fino all'uniforme tinta unita. Questa variazione è visibile solo in funzione dell'orientamento delle lastre rispetto all'osservatore. **La superficie Rise** mette in evidenza rilievi minimamente pronunciati nati dalla superficie Sign: filiformi affioramenti stanno lievitando componendo un'evoluzione sulla texture di partenza per formarne un'altra.

The Sign surface can be read in two distinct ways: viewing the product from different perspectives, the texture is either accentuated or totally disguised, making it seem like a uniform plain surface. This change is only visible when the slab is tilted at a certain angle with regard to the observer. **The Rise surface** highlights subtle reliefs spawned by the Sign surface: filiform outcrops emerge, composing an evolution on the initial texture that creates a new one.

La surface Sign a deux lectures perceptives distinctes: tout simplement en changeant le point de vue, la texture peut être accentuée ou complètement éliminée, jusqu'à la teinte unie uniforme. Cette variation n'est visible qu'en fonction de l'orientation des dalles par rapport à l'observateur. **La surface Rise** met en évidence des reliefs légèrement prononcés, nés de la surface Sign: des affleurements filiformes surgissent en composant une évolution sur la texture de départ pour en former une autre.

Die Oberflä he Sign kann auf zwei verschiedene Arten wahrgenommen werden: Betrachtet man das Material aus unterschiedlichen Perspektiven, erscheint die Textur entweder akzentuiert oder vollständig verschwunden, so dass es scheint, als handele es sich um eine einheitlich glatte Oberfläche. Dieses Changieren ist allerdings nur wahrnehmbar, wenn der Betrachter die Platte aus unterschiedlichen Blickwinkeln fixiert. **Die Oberflä he Rise** erweitert die Oberflächenanmutung der Serie um angedeutete Reliefstrukturen. Fadenförmige Aufschlüsse ergänzen die Ausgangstexturen der Oberfläche und lassen so effektvolle Variationen bilden.

La superficie Sign tiene dos lecturas perceptivas distintas: simplemente cambiando el punto de vista se puede observar claramente la textura o su anulación, hasta percibirse una tinta uniforme. Esta variación es visible en función de la orientación de las placas respecto al observador. En **la superficie Rise** se aprecian relieves muy poco pronunciados surgidos de la superficie Sign: aparecen afloramientos filiformes que producen una evolución en la textura de partida para formar otra.

Поверхность Sign дает два различных восприятия: просто изменив угол зрения, вы видите усиление текстуры или ее полное исчезновение, до однородного цвета поверхности. Это изменение видимо только в зависимости от ориентации плит по отношению к наблюдателю. **Поверхность Rise** подчеркивает все едва заметные рельефы, рожденные на поверхности Sign: нитевидные формы разрастаются, создавая эволюцию первоначальной текстуры и преобразуя ее в новую.

Het "Sign" oppervlak is in 2 verschillende perspectieven zichtbaar. De structuur ofwel geheel zichtbaar of geheel onzichtbaar waardoor het lijkt alsof het een compleet effen oppervlak is. Deze verandering is alleen zichtbaar wanneer de tegel onder een bepaalde hoek wordt bekeken. Het "Rise" oppervlak karakteriseert zich door het draadvormige reliëf van het oppervlak. Het lijkt net of katoenvezels zijn verwerkt. Dit geeft een zeer effectvolle variatie van het oppervlak.

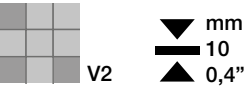
Sign表面有明显可感知的两层:简单地改变视角可以明显地观察到其纹理的显现或消失,直至达到统一的色调。这种变化取决于观察者在观察板材时所取的不同角度。Rise表面将Sign表面产生的细微浮雕显现出来:纤维状露头突起,在原始质地上形成一种演变,塑造成另一种质地。



SENSIBLE

porcellanato tecnico
hi-tech stoneware | grès cérame technique | technisches Feinsteinzeug | porcelánico técnico
керамогранит для технического использования | High-tech porcellanato | 珐琅陶瓷技术

rettificato | rectified | rectifié | kalibriert/rektifiziert | rectificado | Ректифицированный | gerectificeerd | 精磨



superfici | surfaces | superficies | Oberflächen | superficies | поверхности | oppervlakken | 表面



R11 A+B+C

bocciardato
bushhammered
bouchardé
gestockt
abujardado

структурная
gebouchardeerd
滚花压纹

R9

RISE
naturale
matt
naturel
naturau
mate

натуральная
mat
自然

R9

SIGN
naturale
matt
naturel
naturau
mate

натуральная
mat
自然

essenze | essences | nuances | Nuancen | esencias | оттенки | essences | 精华

SIGN RED	SIGN BLACK	SIGN GREY	SIGN GREEN	SIGN CREAM	SIGN WHITE
RISE RED	RISE BLACK	RISE GREY	RISE GREEN	RISE CREAM	RISE WHITE
RED BOCCIARDATO	BLACK BOCCIARDATO	GREY BOCCIARDATO	GREEN BOCCIARDATO	CREAM BOCCIARDATO	WHITE BOCCIARDATO



B bocciardato | bushhammered | bouchardé | gestockt | abujardado
структурная | gebouchardeerd | 滚花压纹

SENSIBLE

lastre | slabs | dalles | Platten
planchas | плиты | tegels

							
60x60 cm - 24"x24" 	SIGN BLACK ED6048	SIGN CREAM ED6049	SIGN GREEN ED6050	SIGN GREY ED6051	SIGN RED ED6052	SIGN WHITE ED6053	 3  38
	RISE BLACK EDR6048	RISE CREAM EDR6049	RISE GREEN EDR6050	RISE GREY EDR6051	RISE RED EDR6052	RISE WHITE EDR6053	
	BLACK B EB6048	CREAM B EB6049	GREEN B EB6050	GREY B EB6051	RED B EB6052	WHITE B EB6053	
60x30 cm - 24"x12" 	SIGN BLACK ED5048	SIGN CREAM ED5049	SIGN GREEN ED5050	SIGN GREY ED5051	SIGN RED ED5052	SIGN WHITE ED5053	 7  18
	RISE BLACK EDR5048	RISE CREAM EDR5049	RISE GREEN EDR5050	RISE GREY EDR5051	RISE RED EDR5052	RISE WHITE EDR5053	
	BLACK B EB5048	CREAM B EB5049	GREEN B EB5050	GREY B EB5051	RED B EB5052	WHITE B EB5053	

lavorazioni su misura | border program | marqueterie | Bearbeitungen nach Maß | decoraciones | программа декоров | decoren programma

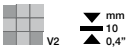
15x60 cm - 6"x24" 	SIGN BLACK LIST251	SIGN CREAM LIST254	SIGN GREEN LIST257	SIGN GREY LIST260	SIGN RED LIST263	SIGN WHITE LIST266	 5  23
	RISE BLACK LIST269	RISE CREAM LIST272	RISE GREEN LIST275	RISE GREY LIST278	RISE RED LIST281	RISE WHITE LIST284	
	BLACK B LIST287	CREAM B LIST290	GREEN B LIST293	GREY B LIST296	RED B LIST299	WHITE B LIST302	
10x60 cm - 4"x24" 	SIGN BLACK LIST252	SIGN CREAM LIST255	SIGN GREEN LIST258	SIGN GREY LIST261	SIGN RED LIST264	SIGN WHITE LIST267	 5  15
	RISE BLACK LIST270	RISE CREAM LIST273	RISE GREEN LIST276	RISE GREY LIST279	RISE RED LIST282	RISE WHITE LIST285	
	BLACK B LIST288	CREAM B LIST291	GREEN B LIST294	GREY B LIST297	RED B LIST300	WHITE B LIST303	
5x60 cm - 2"x24" 	SIGN BLACK LIST253	SIGN CREAM LIST256	SIGN GREEN LIST259	SIGN GREY LIST262	SIGN RED LIST265	SIGN WHITE LIST268	 10  9
	RISE BLACK LIST271	RISE CREAM LIST274	RISE GREEN LIST277	RISE GREY LIST280	RISE RED LIST283	RISE WHITE LIST286	
	BLACK B LIST289	CREAM B LIST292	GREEN B LIST295	GREY B LIST298	RED B LIST301	WHITE B LIST304	







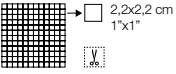


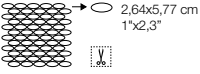


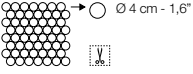





PER LE POSE MODULARI A PIÙ FORMATI, SI RICHIEDE UNA FUGA DI 3 MM.
FOR MODULAR LANE SOLUTIONS, IT IS REQUIRED A 3 MM JOINT.
POUR LA MISE EN OEUVRE D'UN CALPINAGE AVEC DIFFERENTS MODULS NOUS VOUS CONSEILLONS LA POSE AVEC UN JOINT DE 3 MM.
IM FALL VON MISCHVERBAND VERLEGUNG, WIRD EINE 3 MM FUGE BENÖTIGT.
PARA COLOCACIONES MODULARES CON DIFERENTES FORMATOS ES IMPRESCINDIBLE REALIZAR UNA JUNTA ENTRE PIEZAS DE 3 MM.
УЛОВ 3 MM. НЕОБХОДИМ ДК Я МОДУК ИРОВАННОЙ ЗАКК АДКИ РАЗК ИЧНЬХ.
VOOR MODULAIR GEBRUIK ALTUD 3 MM VOEG TOEPASSEN.
多格式模块式铺设，需要的缝隙为 3 mm.

SENSIBLE

lavorazioni su misura | border program | marqueterie
Bearbeitungen nach Maß | decoraciones
программа декоров | decoren programma | 定制加工

B bocciardato | bushhammered | bouchardé | gestockt | abujardado
структурная | gebouchardeerd | 滚花压纹





















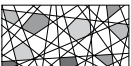











							
MOSAICO 30x30 cm - 12"x12" 	SIGN BLACK EM1541	SIGN CREAM EM1542	SIGN GREEN EM1543	SIGN GREY EM1544	SIGN RED EM1545	SIGN WHITE EM1546	 
	RISE BLACK EM1547	RISE CREAM EM1548	RISE GREEN EM1549	RISE GREY EM1550	RISE RED EM1551	RISE WHITE EM1552	
	BLACK B EMB133	CREAM B EMB134	GREEN B EMB135	GREY B EMB136	RED B EMB137	WHITE B EMB138	
WATERFALL 30x30 cm - 12"x12" 	SIGN BLACK EM1579	SIGN CREAM EM1580	SIGN GREEN EM1581	SIGN GREY EM1582	SIGN RED EM1583	SIGN WHITE EM1584	 
	RISE BLACK EM1585	RISE CREAM EM1586	RISE GREEN EM1587	RISE GREY EM1588	RISE RED EM1589	RISE WHITE EM1590	
	BLACK B EMB152	CREAM B EMB153	GREEN B EMB154	GREY B EMB155	RED B EMB156	WHITE B EMB157	
BUBBLE 30x30 cm - 12"x12" 	SIGN BLACK EM1567	SIGN CREAM EM1568	SIGN GREEN EM1569	SIGN GREY EM1570	SIGN RED EM1571	SIGN WHITE EM1572	 
	RISE BLACK EM1573	RISE CREAM EM1574	RISE GREEN EM1575	RISE GREY EM1576	RISE RED EM1577	RISE WHITE EM1578	
	BLACK B EMB146	CREAM B EMB147	GREEN B EMB148	GREY B EMB149	RED B EMB150	WHITE B EMB151	
QUADROTTA 15x60 cm - 6"x24" 	SIGN BLACK EM1553	SIGN CREAM EM1554	SIGN GREEN EM1555	SIGN GREY EM1556	SIGN RED EM1557	SIGN WHITE EM1558	 
	RISE BLACK EM1559	RISE CREAM EM1560	RISE GREEN EM1561	RISE GREY EM1562	RISE RED EM1563	RISE WHITE EM1564	
	BLACK B EMB139	CREAM B EMB140	GREEN B EMB141	GREY B EMB142	RED B EMB143	WHITE B EMB144	



N naturale | matt | naturel | naturrau | mate | натуральная | mat | 自然

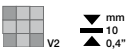
SENSIBLE

laserati

							
LINE 60x30 cm - 24"x12" 	SIGN BLACK EM1641		SIGN GREEN EM1643	SIGN GREY EM1644	SIGN RED EM1645		 
CHALK 60x30 cm - 24"x12" 	SIGN BLACK EM1621		SIGN GREEN EM1623	SIGN GREY EM1624	SIGN RED EM1625		 
BEND 60x30 cm - 24"x12" 	SIGN BLACK EM1611		SIGN GREEN EM1613	SIGN GREY EM1614	SIGN RED EM1615		 
CIRCUS 60x30 cm - 24"x12" 	SIGN BLACK EM1626		SIGN GREEN EM1628	SIGN GREY EM1629	SIGN RED EM1630		 
LINEFULL 60x30 cm - 24"x12" 	SIGN BLACK EM1646		SIGN GREEN EM1648	SIGN GREY EM1649	SIGN RED EM1650		 
LABYRINTH 60x30 cm - 24"x12" 	SIGN BLACK EM1631		SIGN GREEN EM1633	SIGN GREY EM1634	SIGN RED EM1635		 
CASHMERE 60x30 cm - 24"x12" 	SIGN BLACK EM1616		SIGN GREEN EM1618	SIGN GREY EM1619	SIGN RED EM1620		 
LEAF 60x30 cm - 24"x12" 	SIGN BLACK EM1636		SIGN GREEN EM1638	SIGN GREY EM1639	SIGN RED EM1640		 






















SENSIBLE

pezzi speciali | trims | pièces spéciales
Formstücke | piezas especiales
специальные элементы | vormstukken | 特殊件



mm
10
0,4"











B bocciardato | bushhammered | bouchardé | gestockt | abujardado
структурная | gebouchardeerd | 滚花压纹

							
BATTISCOPA 9x60 cm - 4"x24" 	SIGN BLACK ED1648	SIGN CREAM ED1649	SIGN GREEN ED1650	SIGN GREY ED1651	SIGN RED ED1652	SIGN WHITE ED1653	
	RISE BLACK EDR1648	RISE CREAM EDR1649	RISE GREEN EDR1650	RISE GREY EDR1651	RISE RED EDR1652	RISE WHITE EDR1653	 
STEP B+R 60x30 cm - 24"x12" 	SIGN BLACK ED5748	SIGN CREAM ED5749	SIGN GREEN ED5750	SIGN GREY ED5751	SIGN RED ED5752	SIGN WHITE ED5753	
	RISE BLACK EDR5748	RISE CREAM EDR5749	RISE GREEN EDR5750	RISE GREY EDR5751	RISE RED EDR5752	RISE WHITE EDR5753	 
	BLACK B EB5748	CREAM B EB5749	GREEN B EB5750	GREY B EB5751	RED B EB5752	WHITE B EB5753	
GRADONE 60x30x3 cm - 24"x12"x1" 	SIGN BLACK ED5648	SIGN CREAM ED5649	SIGN GREEN ED5650	SIGN GREY ED5651	SIGN RED ED5652	SIGN WHITE ED5653	
	RISE BLACK EDR5648	RISE CREAM EDR5649	RISE GREEN EDR5650	RISE GREY EDR5651	RISE RED EDR5652	RISE WHITE EDR5653	 
GRADONE ANGOLARE DX 60x30x3 cm - 24"x12"x1" 	SIGN BLACK ED5548DX	SIGN CREAM ED5549DX	SIGN GREEN ED5550DX	SIGN GREY ED5551DX	SIGN RED ED5552DX	SIGN WHITE ED5553DX	
	RISE BLACK EDR5548DX	RISE CREAM EDR5549DX	RISE GREEN EDR5550DX	RISE GREY EDR5551DX	RISE RED EDR5552DX	RISE WHITE EDR5553DX	 
GRADONE ANGOLARE SX 60x30x3 cm - 24"x12"x1" 	SIGN BLACK ED5548SX	SIGN CREAM ED5549SX	SIGN GREEN ED5550SX	SIGN GREY ED5551SX	SIGN RED ED5552SX	SIGN WHITE ED5553SX	
	RISE BLACK EDR5548SX	RISE CREAM EDR5549SX	RISE GREEN EDR5550SX	RISE GREY EDR5551SX	RISE RED EDR5552SX	RISE WHITE EDR5553SX	 



caratteristiche tecniche

technical features | caractéristiques technique | technische Eigenschaften | Características técnicas | Технические характеристики | technische specificaties | 产品技术规范

	PROPRIETÀ FISICO-CHIMICHE PHYSICAL-CHEMICAL PROPERTIES PROPRIÉTÉS PHYSICO-CHIMIQUES PHYSISCH-CHEMISCHE EIGENSCHAFTEN CARACTERÍSTICAS FÍSICO-QUÍMICAS	TIPO DI PROVA STANDARD OF TEST NORME DU TEST TESTNORM TIPO DE PRUEBA ESTÁNDAR	VALORE PRESCRITTO REQUIRED VALUE VALEUR PRESCRITE VORGESCHRIEBENER WERT VALOR PRESCRITO	VALORE MEDIO EIFFELGRES AVERAGE VALUE EIFFELGRES VALEUR MOYENNE EIFFELGRES MITTELWERT EIFFELGRES VALOR MEDIO EIFFELGRES
	Assorbimento d'acqua Water absorbtion Absorption d'eau Wasseraufnahme Absorción de agua	ISO 10545 - 3	≤ 0,5%	≤ 0,06%
	Dimensioni Sizes Dimensions Abmessungen Dimensiones	ISO 10545 - 2	Lunghezza e Larghezza Length and width Longueur et Largeur Länge und Breite Longitud y ancho Spessore Thickness Epaisseur Stårke Espesor Rettilineità spigoli Linearity Rectitude des arêtes Kantengeradheit Rectitud de los cantos Ortogonalità Wedging Ortogonalité Rechtwinkligkeit Ortogonalidad Planarità Warpage Planéité Ebenflächigkeit Planeidad	Lunghezza e Larghezza Length and width Longueur et Largeur Länge und Breite Longitud y ancho Spessore Thickness Epaisseur Stårke Espesor Rettilineità spigoli Linearity Rectitude des arêtes Kantengeradheit Rectitud de los cantos Ortogonalità Wedging Ortogonalité Rechtwinkligkeit Ortogonalidad Planarità Warpage Planéité Ebenflächigkeit Planeidad
	Resistenza alla flessione Flexion resistance Résistance à la flexion Biegezugfestigkeit Resistencia a la flexión	ISO 10545 - 4	≥ 35 N/mm ²	50 N/mm ²
	Resistenza all'abrasione profonda Deep abrasion resistance Résistance à l'abrasion profonde Beständigkeit gegen Tiefenabrieb Resistencia a la abrasión profunda	ISO 10545 - 6	Max 175 mm ³	140 mm ³
	Resistenza al gelo Frost resistance Résistance au gel Frostwiderstandsfähigkeit Resistencia a las heladas	ISO 10545 - 12	Non devono presentare rotture o alterazioni apprezzabili della superficie Tiles must not produce noticeable alteration to surface Ne doivent pas présenter des ruptures ou altérations trop importantes de la surface Oberflächen dürfen, keinen Bruch oder Schaden aufweisen No deben presentar roturas ni alteraciones evidentes de la superficie	Ingelivo Frost-proof Ingélif Frostsicher Resistentes a las heladas
	Coefficiente di dilatazione termica lineare Coefficient of linear thermal-expansion Coefficient de dilatation thermique linéaire Lineare Wärmeausdehnung Coeficiente de dilatación térmica lineal	ISO 10545 - 8	≤ 9x10 ⁻⁶ °C ⁻¹	6,2x10 ⁻⁶ °C ⁻¹
	Resistenza agli sbalzi termici Thermal shock resistance Résistance aux écarts de température Temperaturwechselbeständigkeit Resistencia a los saltos térmicos	ISO 10545 - 9	Nessun campione deve presentare difetti visibili No sample must show visible defects Aucun échantillon ne doit pas présenter des défauts visibles Kein Exemplar soll sichtbare Schaden aufweisen No deben presentar defectos químicos	Resistenti Resistant Résistants Beständig Resistentes
	Resistenza dei colori alla luce Color resistance to light Résistance de la couleur à la lumière Lichtbeständigkeit Resistencia de los colores a la luz	DIN 51094	Non devono presentare apprezzabili variazioni di colore Tiles must not produce noticeable colour variation Ne doivent présenter des variations reparquables de la couleur Keine sichtbare Farbänderung ist erlaubt Non deben presentar variaciones evidentes del color.	Resistenti Resistant Résistants Beständig Resistentes
	Resistenza ai prodotti chimici Chemical resistance Résistance aux produits chimiques Chemikalienfestigkeit Resistencia a los productos químicos	ISO 10545 - 13	UB Min.	Conforme Compliant Conforme Konform Conforme
	Coefficiente di attrito (scivolosità) Friction coefficient (slipperiness) Coefficient de friction (glissement) Reibungskoeffizient (Schlupfrigkeit) Coeficiente de anti deslizamiento	ASTM C 1028	≥ 0,60	(Please ask for individual test reports)

certificazioni | certifications | certifications | Zertifizierungen | certificaciones | сертификаты | certificeringen | 证书

